

Multiple Needs Audit - Brighton & Hove

Quarter 4 - January - March 2025



Changing Futures Sussex

www.changingfuturesussex.org.uk



Brighton & Hove Multiple Needs Audit

Quarter 4 2025-26 - April - May 2025

Changing Futures

Changing Futures is a Sussex-wide system change programme focussing on improving systems and services for people experiencing multiple disadvantage. It is funded by MHCLG, (Ministry of Housing Communities and Local Government) and the NLCF (National Lottery Community Fund) until March 2025.

The Multiple Needs Audit

The audit is based on returns from the Local Authority Housing Options Team as well as Homelessness and housing service providers in Brighton & Hove as well as the Street Outreach Service and the Changing Futures MDT, and captures information about co-occurring needs alongside housing situation / homelessness, such as mental and physical health, substance misuse, domestic abuse and whether the individual is accessing support for their needs.

Each provider answers the questions on the return to the best of their knowledge. The exception is the Brighton & Hove City Council Housing Options data that only records the

needs profile of individuals and not the supplementary questions outlined in the appendix (e.g. Is the individual registered with a GP?). Where data is displayed under these supplementary questions, the report highlights the size of the cohort that this applies to.

In processing the audit, duplicate entries are removed with preference for the fuller entry (most often the housing provider or keywork team working with the individual). In time, we will be producing 'stacked' data, highlighting those individuals who are known to multiple services and settings in the city.

What the Audit Tells us


The audit helps us to gain a more accurate picture of the level of needs of individuals experiencing multi disadvantage in Brighton & Hove, and their current service usage. It is hoped that this information will help inform service planning and development.

This dashboard will give a brief overview of some of the key findings taken from the multiple needs audit for the period January - March 2025 (Quarter 4).



Brighton & Hove Multiple Needs Audit

The Audit Questions



We asked all providers for demographical information, information about the accommodation and information about their MCN:

- Is the individual affected by domestic abuse?
- Does the individual have a substance misuse issue?
- Does the individual have mental health issues?
- Does individual have a physical health need?
- Does the individual have a history of offending?
- Is this person care experienced?

In addition we asked all providers with the exception of BHCC Housing Options:

- Immigration Status
- The name of the establishment in which they live
- The individuals current accommodation status
- Is this an out of area placement?
- Is the individual sleeping rough?
- Are they part of the Target Priority Group?
- Is the individual engaging with domestic abuse services?
- Is the individual engaging in a treatment programme for their substance misuse?
- Is the individual Known to mental health services ?
- Is the individual registered with a GP?
- Does the individual have a probation officer/ are they currently on licence?

The Multiple Needs Audit

27

Support Providers

1909

Total Returns

704

Experiencing MCN

The data was anonymised by Brighton & Hove City Council before sharing with Changing Futures. Wherever possible, duplicate entries were removed with a preference for the fuller entries. The table on the right reflects the number of submissions by providers after duplicate removal and the percentage of each return that represents those experiencing MCN

This is the largest return we've had for the Multiple Needs Audit since it's inception.

We are very grateful to the support providers from across the city who provided data for the audit.

For more information and to see past reports,
please visit:

www.changingfuturesussex.org/learning



Provider	#	% of return with MCN
Changing Futures MDT	48	100%
Glenwood Lodge Project	14	100%
Housing Provider Y	1	100%
Housing Providier	2	100%
BHT - Phase One	42	98%
Seagull Project	33	97%
BWS - Equinox	18	94%
New Steine Mews	14	93%
St Mungos - Gloucester Street	22	86%
YMCA - William Collier House	71	72%
Off Street Offer	25	68%
YMCA - George William Mews	51	65%
Housing Provider	24	63%
YMCA - Fred Emery Court	22	59%
Impact Initiatives - Stopover	18	50%
Housing First	51	47%
YMCA - Leslie Best House	9	44%
Housing Led	33	39%
Transition & Resettlement	163	34%
First Base Day Centre	68	31%
Rapid Rehousing Scheme	20	25%
YMCA DLG	56	25%
BHCC Housing	825	23%
CGL Street Outreach Service	206	21%
Quays Housing	24	17%
SSL - B&H Foyer	48	13%
YMCA - Stanley Court	1	0%
Total	1909	37%

Demographics Overview

1909

total clients in this return

37%

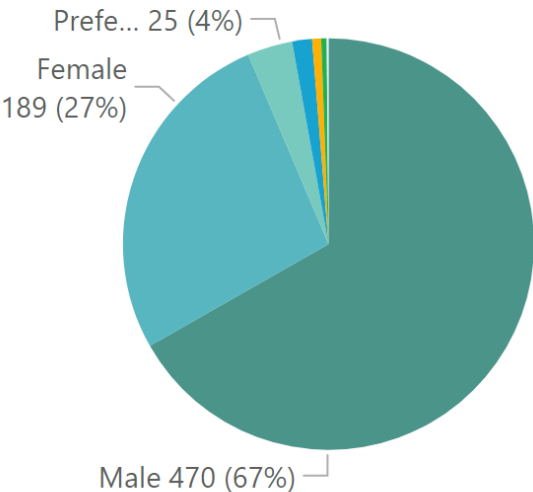
of total experiencing MCN

704

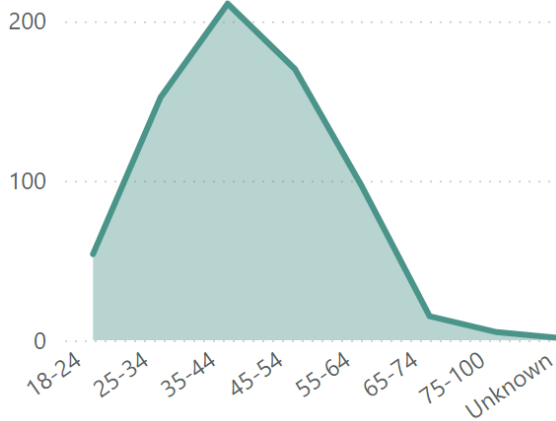
are experiencing MCN

This page shows the demographics regarding the clients who are experiencing multiple compound needs (MCN). The following page is an overview of the needs of MCN. All clients are experiencing homelessness.

Total Experiencing MCN by Gender



Total Experiencing MCN by Age

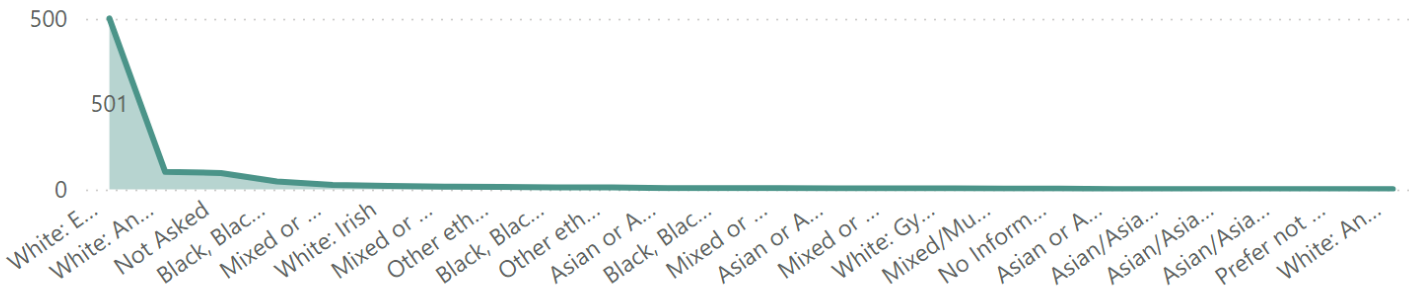


Age Group	#
35-44	211
45-54	170
25-34	152
55-64	96
18-24	54
65-74	15
75-100	5
Unknown	1
Total	704

Immigration Status	#
British National	347
No information	275
Indefinite leave to remain	47
Settled status	27
Pre-settled status	5
Limited leave to remain	2
Overstay	1
Total	704

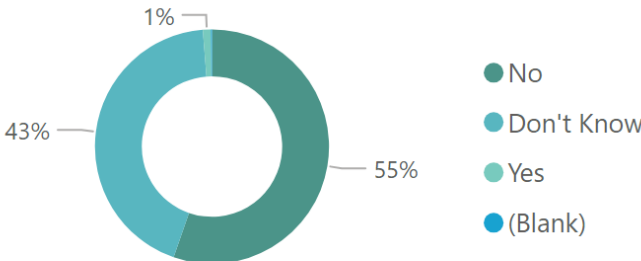
Sexual Orientation	#
Heterosexual (straight)	449
Prefer not to specify	95
Don't know	69
Gay	29
Bisexual	28
Lesbian	13
Another orientation not listed	11
No information	6
Questioning	4
Total	704

Total Experiencing MCN by Ethnicity



The average client is Male, White British, aged 42

Total Out of Area Placements



MCN Overview

1909

total clients in this return

37%

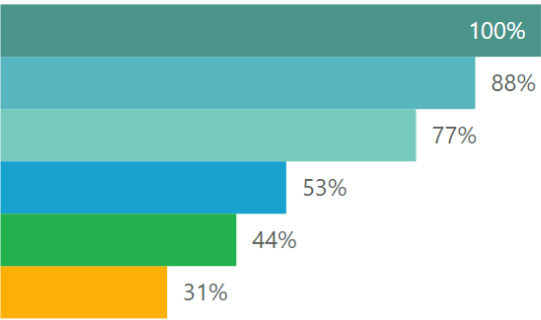
of total experiencing MCN

704

are experiencing MCN

This page shows the demographics around the Multiple Compound Needs (MCN) of those clients who are experiencing MCN, as well as contrasting those scores with those in the return who are not experiencing MCN. the following pages show more detail regarding the categories which contribute to MCN. All clients are experiencing homelessness.

Total Experiencing MCN by Need

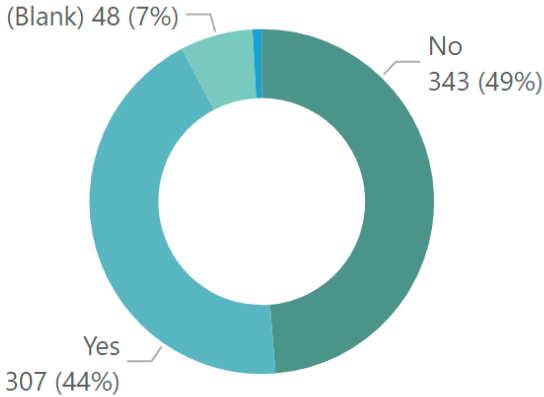


- (%) of Homelessness
- (%) of Mental Health
- (%) of Substance Use
- (%) of Criminal Justice
- (%) of Domestic Violence
- (%) of Physical Health

Needs Profile of those experiencing MCN

Areas of MCN	#	%
3	417	59.23%
4	234	33.24%
5	53	7.53%
Total	704	100.00%

Total Experiencing MCN by Physical Health Need



88%

Registered with GP Services

6%

Are known to be in Target Priority Group

516 individuals (excluding BHCC data)

Of those experiencing MCN...

11%

are rough sleeping

18%



36%

are known to MH Services

10%



50%

are known to SU Services

4%



19%

Are known to Probation

1%



8%

experienced Care

7%

Of those not experiencing MCN...

Substance Use

The clients represented on this page are experiencing multiple disadvantage including both homelessness and substance use issues.

541

Clients

57%

(%) of Criminal Justice

20%

(%) of Domestic Abuse

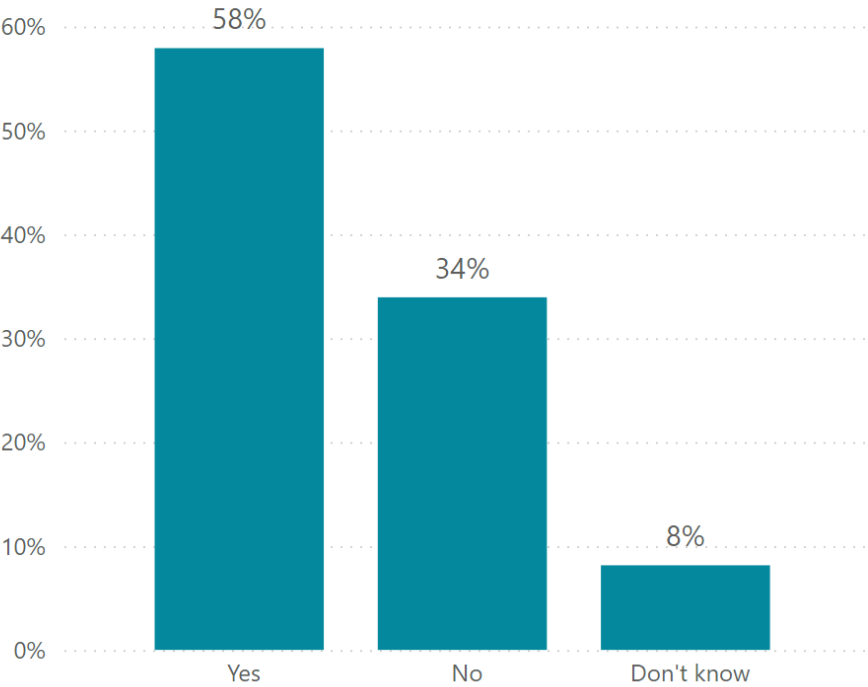
85%

(%) of Mental Health

100%

(%) of Homelessness

Are they engaging in treatment for substance use?



444 individuals (excluding BHCC data)



11%

are rough sleeping



35%

Are known to MH Services



58%

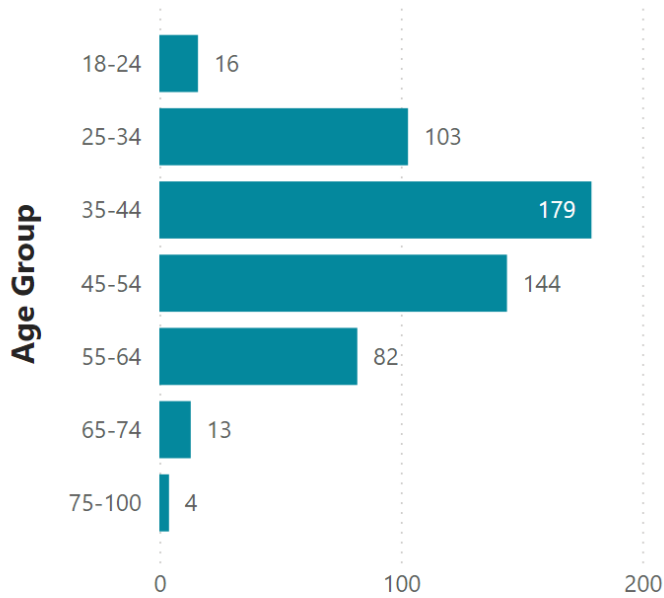
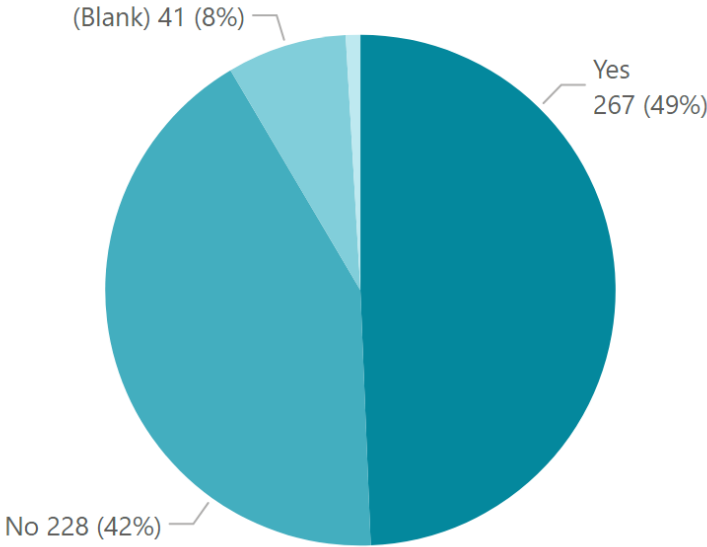
are known to SU Services



87%

are registered with a GP

Has substance use issues and a physical health need



Gender	#
Male	401
Female	110
Prefer not to say	16
Non Binary	10
Other	2
No Information	1
Trans	1
Total	541

Mental Health

The clients represented on this page are experiencing multiple disadvantage including both homelessness and mental health issues.

629

Clients

49%

(%) of Criminal Justice

31%

(%) of Domestic Abuse

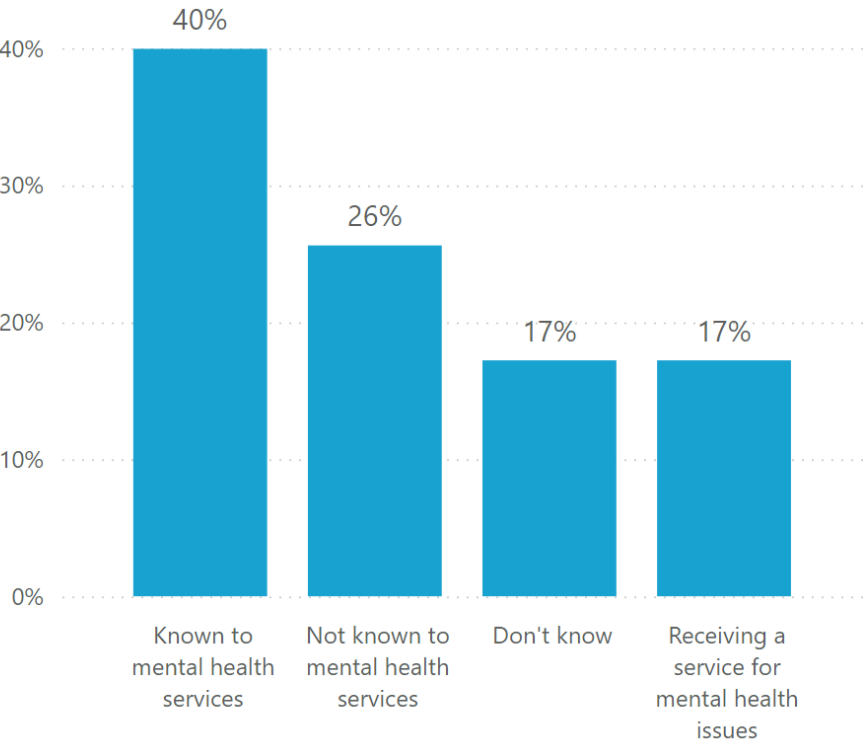
74%

(%) of Substance Use

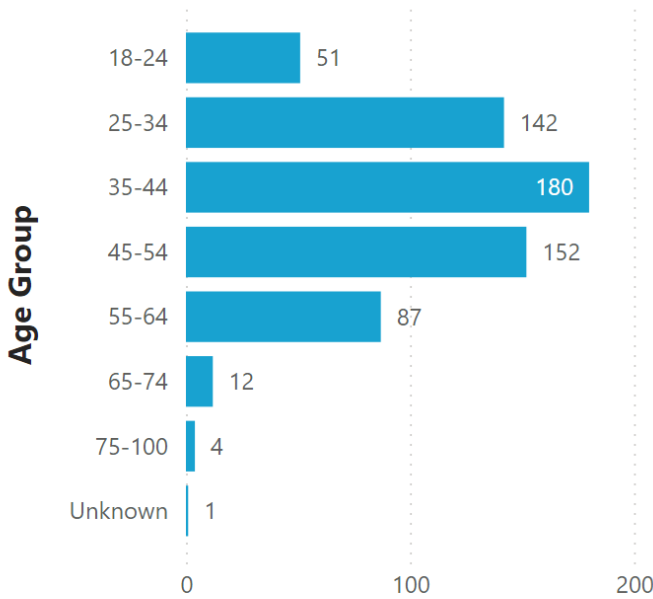
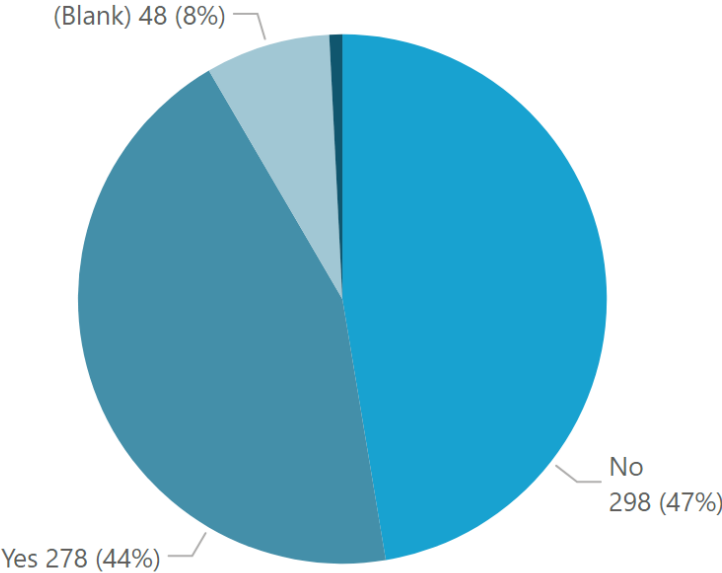
100%

(%) of Homelessness

Are they known to MH Services?



Has both mental and physical health needs



Gender	#
Male	411
Female	177
Prefer not to say	23
Non Binary	9
Other	5
No Information	3
Trans	1
Total	629

455 individuals (excluding BHCC data)



11%
are rough sleeping



40%
Are known to MH Services



50%
are known to SU Services



87%
are registered with a GP

Domestic Abuse

The clients represented on this page are experiencing multiple disadvantage including both homelessness and domestic abuse issues.

217

Clients

31%

(%) of Criminal Justice

50%

(%) of Substance Use

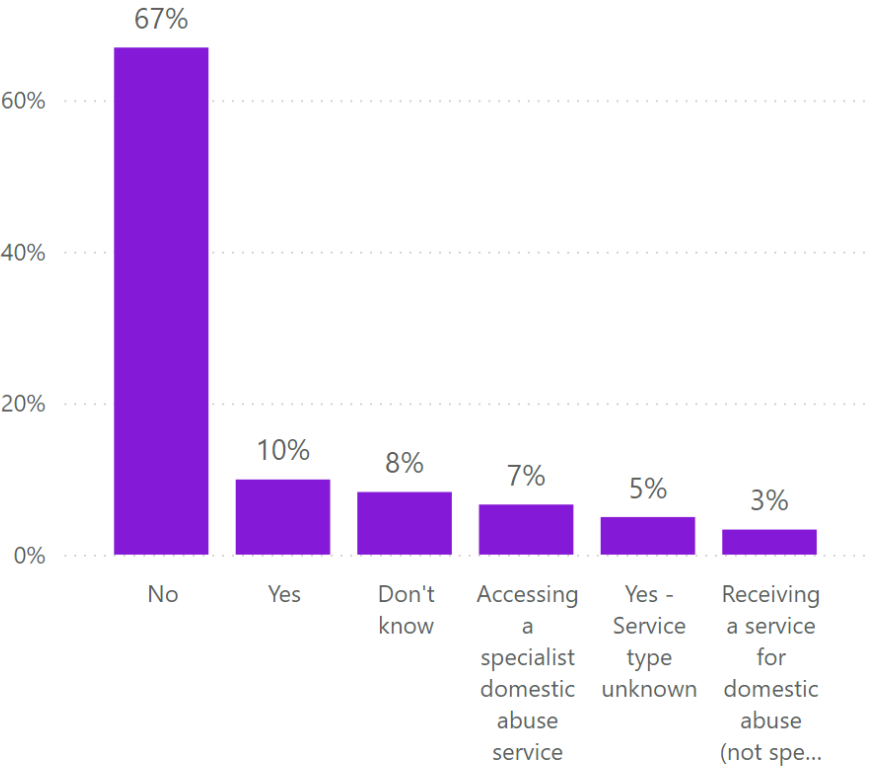
88%

(%) of Mental Health

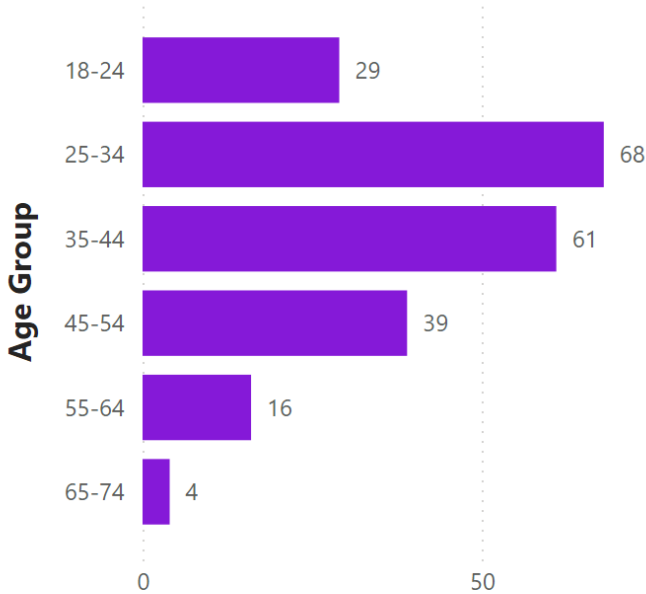
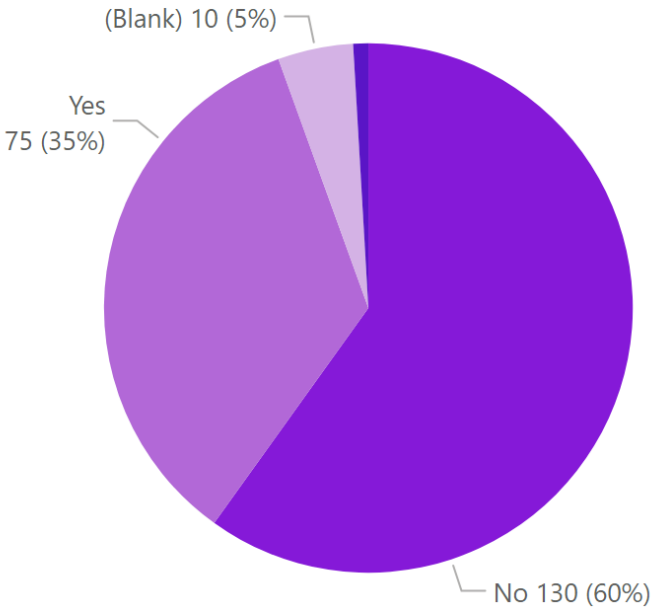
100%

(%) of Homelessness

Are they enaging with a DA Service?



Has domestic abuse and a physical health need



Gender	#
Female	125
Male	71
Prefer not to say	9
Non Binary	6
Other	4
No Information	2
Total	217

123 individuals (excluding BHCC data)



13%
are rough
sleeping



42%
Are known to
MH Services



40%
are known
to SU Services



89%
are registered
with a GP

Criminal Justice

The clients represented on this page are experiencing multiple disadvantage including both homelessness and involvement (current or historic) with the criminal justice system.

372

Clients

18%

(%) of Domestic Abuse

83%

(%) of Substance Use

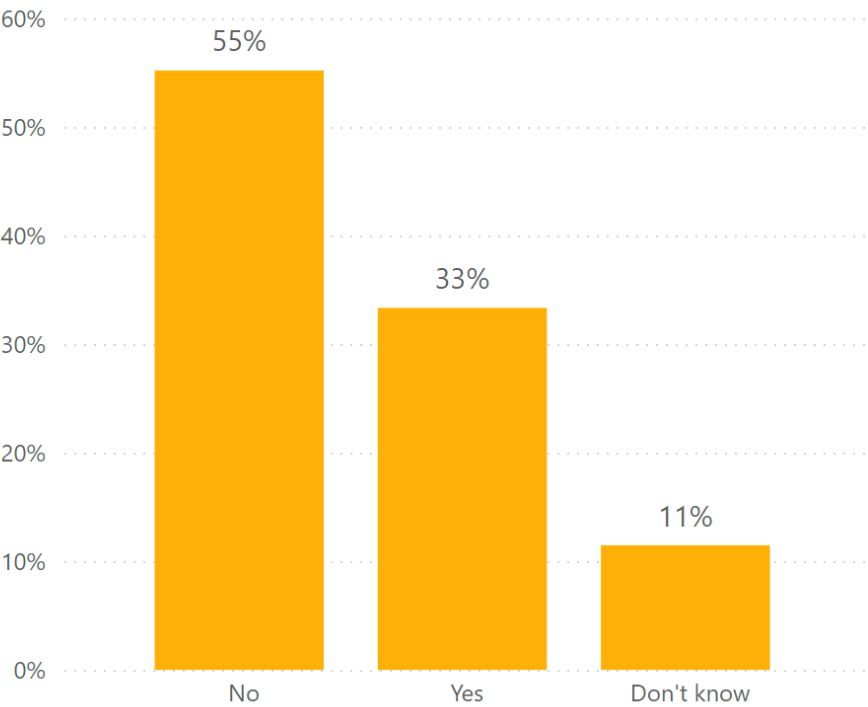
81%

(%) of Mental Health

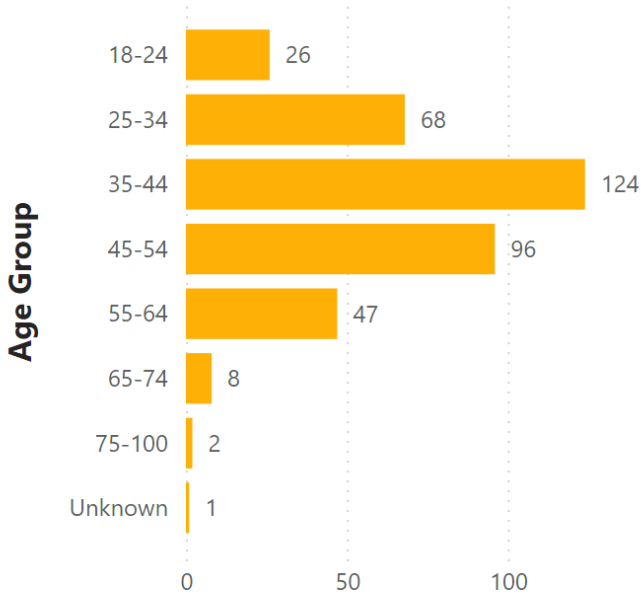
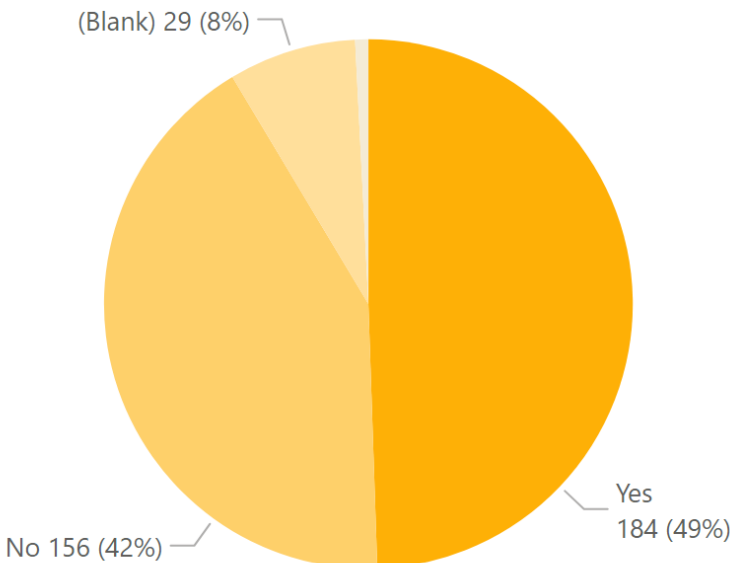
100%

(%) of Homelessness

Are they currently engaging with Probation / on licence?



Has CJ involvement and a physical health need



Gender	#
Male	298
Female	61
Non Binary	6
Prefer not to say	6
Trans	1
Total	372

326 individuals (excluding BHCC data)



13%
are rough sleeping



37%
Are known to
MH Services



54%
are known
to SU Services



90%
are registered
with a GP

Physical Health

The clients represented on this page are experiencing multiple disadvantage including both homelessness and a physical health need.

307
Clients

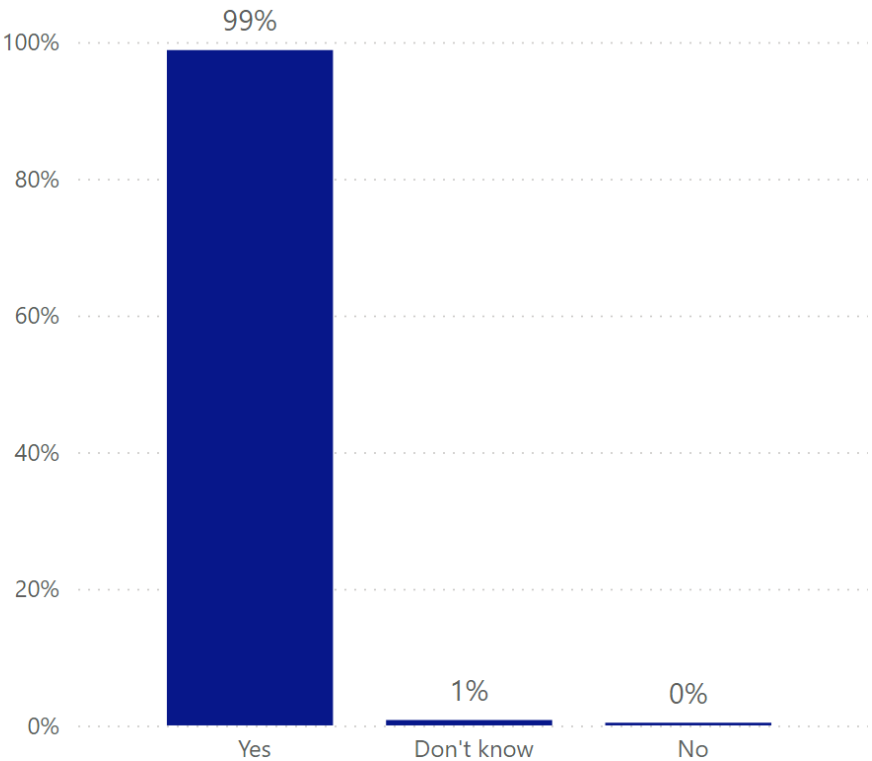
24%
(%) of Domestic Abuse

87%
(%) of Substance Use

88%
(%) of Mental Health

100%
(%) of Homelessness

Is the individual registered with a GP?



254 individuals (excluding BHCC data)



8%
are rough sleeping



38%
are known to MH Services

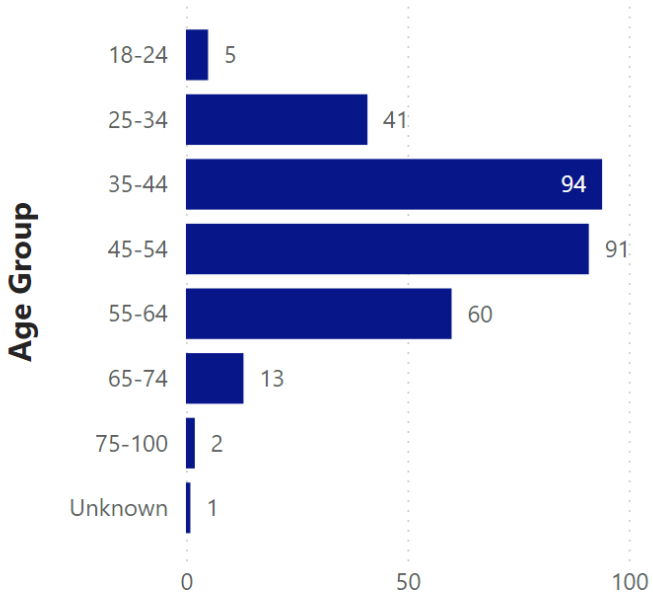
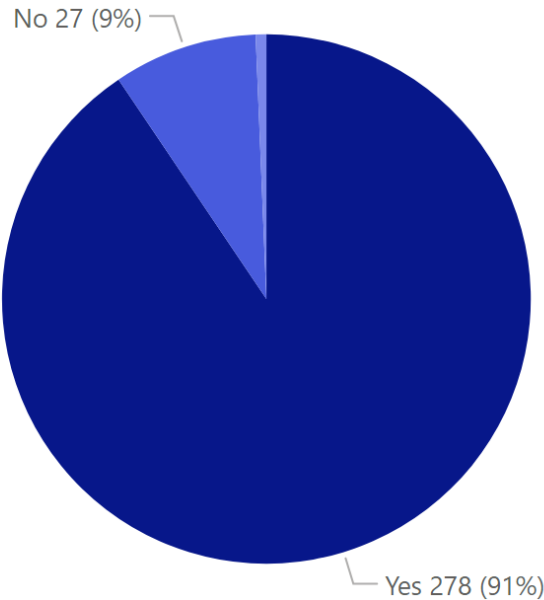


56%
are known to SU Services



7%
are care experienced

Has Physical & Mental health needs



Gender	#
Male	213
Female	85
Prefer not to say	4
Non Binary	2
No Information	1
Other	1
Total	307



Changing Futures Sussex
www.changingfuturesussex.org.uk

